





Engine		Alternator		Powered by					
Lister Petter LP689G3		Leroy-somer TAL-A46-D		Lister Petter					
Frequency	Phase	Power Factor		Emissions					
50Hz/1500rpm	3-Phase	Factor Cos $\Phi = 0.8$		Stage II					
RATINGS		Prime Power (PRP)		Standby Power (ESP)		Rated Current (Amps)		Fuel Consumption @100% Load	
Voltage (V)	kWe	kVA	kWe	kVA	(A)	L/h			
380/220	200	250	220	275	379.8	55.10			
400/230	200	250	220	275	360.9	55.10			
415/240	200	250	220	275	347.8	55.10			

### KEY FEATURES



- Lister Petter High efficient water cooled diesel engine.
- Single bearing Leroy brushless alternators (Class H, with AVR).
- Radiator with pressure cap and drain point.
- Fully guarded engine-driven fan.
- Fully welded steel skid base with lifting holes and fork lift legs.
- Integral fuel tank with filler cap and gauge ( $\leq 650\text{kVA}$ ).
- Heavy duty rubber anti-vibration mountings.
- 12V or 24V maintenance free starter battery and connecting cables.
- Separate engine-driven battery charging alternator.
- Spin on oil and fuel filters and dry type air filter element.
- Industrial silencer (15dBA reduction) supplied loose.
- Auto start control system with LCD show.
- Battery charger provided.
- Main line 3P circuit breaker.
- Rigorous factory test wiring with IEC standard.
- Operation & Maintenance manual & Wiring diagrams.
- Wide range of optional extra features available.



DIMENSIONS & WEIGHTS	OPEN	SILENT
Length (L)-mm	3400	3852
Width (W)-mm	1100	1150
Height (H)-mm	1690	2002
Dry Weight-kg:	2093	2650
Standard Fuel Tank Capacity(H)	527	527
(dBA)@7m no load	$\leq 90$	$\leq 75$

**Ratings:**


Three phase generators rated at 0.8 power factor. All single-phase generators rated at 0.8 or 1.0 power factor.

**(1)PRP (Prime Power):** Available continuously at variable load in lieu of commercially purchased power for an unlimited number of hours per year accordance with ISO8528-1, and an overload of 10% permitted for one hour in every twelve hours of operation in accordance with ISO 3046-1.

**(2)ESP (Standby Power):** Emergency Standby Power in variable load applications in accordance with ISO8528-1 in the event of a utility power failure.



## FENOVA SERIES



Sound attenuated canopy to incorporate the following standard features.


Acoustic sound attenuated canopy to nominally 74dB(A)@7m super silent and custom-built units are available on request to meet a very wide range of custom requirements.


- Lube oil and coolant drains piped to the exterior of the canopy.
- Service access doors on each side of canopy.
- Heavy lift and forklift provisions.
- Exhaust outlet on top of the canopy.
- Cable entry provisions.
- The canopy constructed from galvanised 2mm sheet metal and painted in polyester powder coating.
- Twist type "whale Tail" door lock with padlock ability
- Emergency stop button.

## ADVANTAGES OF FENOVA

- Covers a wide KVA/KW range
- galvanised sheet steel canopy with laser cut areas treated before powder coating
- Compact Structure
- weather proof enclosure
- Noise Level 74dBA@7m
- Ambient temperature : -5°C--50°C
- Australian design input to build quality from over 35 years' experience in manufacturing
- 2 year or 2000hrs warranty (extended warranties on request)
- Easy Operation and Maintenance with manuals provided



ENGINE		Lister Petter SA423G1	
General Performance 	Engine Frequency and Speed	Hz / r/min	50 / 1500
	Engine Power	kW/m	230 253
	Type of fuel injection	Direct	
	Number of cylinders	6	
	Aspiration	Turbocharged and air-to-air intercooled	
	Nominal cylinder bore×Stoke	mm	114×144
	Total cylinder capacity	Litre	8.82
	Compression ratio	16.5:1	
	Speed governor	Electronic	
	Fly wheel housing	SAE 2	
Fuel System	Fuel Consumption at 110% Prime Power	L/h	61.3
	Fuel Consumption at 100% Prime Power	L/h	55.1
	Fuel Consumption at 75% Prime Power	L/h	40.7
	Fuel Consumption at 50% Prime Power	L/h	27.7
	Fuel Consumption at 25% Prime Power	L/h	15.9
Exhaust and Intake System	Maximum allowable back-pressure	kPa	≤ 10
	Exhaust gas flow	m <sup>3</sup> /min	36
	Exhaust gas temperature, continuous	°C	550
	Exhaust gas temperature, overload	°C	600
	Exhaust pipe diameter - recommended	mm	120
	Maximum allowable inlet restriction	kPa	≤ 6
Cooling System	Combustion air flow	m <sup>3</sup> /min	14.5
	Total system with radiator capacity	Litres	48
	Total system without radiator capacity	Litres	17
	Thermostat type	Wax Capsule	
	Cooling package maximum operating temperature	°C	≤104
	Thermostat opens	°C	82
	Thermostat fully open	°C	≤ 93
	Minimum temperature to engine	°C	-25
Lubrication System	Cooling fan flow rate	m <sup>3</sup> /s	6.2
	Sump capacity including filter	Litres	25
	Oil consumption, 100% (l/hr)	L/hr	0.06
	Lubricating oil temperature	°C	90-105
Electric System	Maximum oil temperature	°C	108
	Electrical System Voltage	V	24
	Starter motor	24V×4.5kW	
	Battery	AGM	

ALTERNATOR		50Hz/1500rpm	
	Manufacture / Brand	Leroy-somer	
	Model	TAL-A46-D	
	Coupling / No. of Bearings	Direct / Single Bearing	
	Phase / Poles	3-Phase / 4-Pole	
	Power Factor	Cos $\Phi$ = 0.8	
	AVR Regulation	Yes	
	Voltage Regulation	±1 %	
	Insulation Class	H	
	Drip Proof	IP23	
	Voltage Regulator	AVR	
	Altitude	≤1000 m	





**DEEP SEA**  
  
**DSE**



The DSE7410 is an Auto Start Control Module and the DSE7420 is an Auto Mains (Utility) Failure Control Module suitable for a wide variety of single, diesel or gas, gen-set applications. A sophisticated module monitoring an extensive number of engine parameters, the DSE74xx will annunciate warnings, shutdown and engine status information on the back-lit LCD screen, illuminated LED, remote PC, audible alarm and via SMS text alerts once connected to the DSE890Mk11 remote monitorign (additional cost).

The module includes RS232, RS485 & Ethernet ports as well as dedicated terminals for system expansion. The DSE7400 Series modules are compatible with electronic (CAN) and non-electronic (magnetic pick up/alternator sensing) engines and offer a comprehensive number of flexible inputs, outputs and extensive engine protections so the system can be easily adapted to meet the most demanding industry requirements. The modules can be easily configured using the DSE Configuration Suite Software. Selected front panel editing is also available. Generator sets built with world wide leading brands



City Generators partner with world wide leadign brands to ensure peace of mind



City Generators reserves the right to change the design or specifications without notice & without any obligation or liability